



WINDOWCRAFTERS

VINYL WINDOW FACTORY TUCKER, GEORGIA

700 Series

Custom Double-Hung Vinyl Windows Built for Replacement and New Construction

Double-hung windows are a good choice for any home. Featuring top and bottom sashes that slide up and down to provide easy cleaning and two levels of ventilation. The 700 Series windows are energy-efficient, with Cardinal 270 LoE and Duraseal Spacer systems as standard, and made of high-quality vinyl extrusions that resist fading and won't chip or peel. They feature a narrow, beveled-edge exterior frame with low-profile sashes for an attractive appearance. Combining beauty, exceptional value, and low-maintenance by design for both new construction and home renovations. The 700 Series is a dependable solution for any project, and it is backed by a Limited Lifetime Warranty.



What Is Included

- Low-profile aluminum half-screen
- Composite locks
- Constant force balance with optional cover
- 4-sided foam wrapped frame
- White or tan vinyl
- Cardinal 270 LoE
- Duraseal Warm Edge Spacer system
- Custom grids and glass options available
- Sill angle and head expander

Available Styles

- Double hung
- 2-lite slider
- 3-lite slider
- Picture window
- Shapes to compliment

How It's Built

- Fusion-welded frame and sash. No flaking, no fading.
- Manufactured with Chelsea Vinyl Profiles
- Frame thickness: 3 1/4"
- Both sashes open and tilt in for easy cleaning
- Four Jaks constant force balance system for smooth operation
- Dual weatherstripping on both sashes with option cover
- Composite vent stops and tilt latches
- Sloped sill for water drainage to the exterior
- Unit is fully wrapped in foam for added insulation
- Optional PVC sash and frame stiffener
- Available as new construction with nail fin and j-channel or as replacement as shown



Glass and Energy Performance

- 3/4" insulated glass unit
- Dura Seal warm edge spacer system
- Cardinal Low-E 270 glass standard
- Cardinal Low-E 366 available as upgrade
- Argon gas fill available

270 LoE/argon 366 LoE/argon

| | | |
|-------------------------|----------|----------|
| U-Factor | 0.29 | 0.27 |
| SHGC (no grids) | 0.28 | 0.19 |
| Air Infiltration | 0.08 CFM | 0.08 CFM |


Design Pressure: DP 35

Water Resistance: No leakage at 5.25 PSI

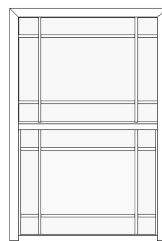
AAMA Certified

Forced Entry: Passed

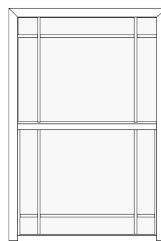
GRID PATTERN OPTIONS




Colonial



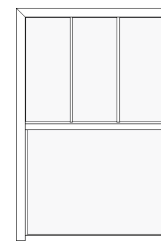
Prairie



Perimeter



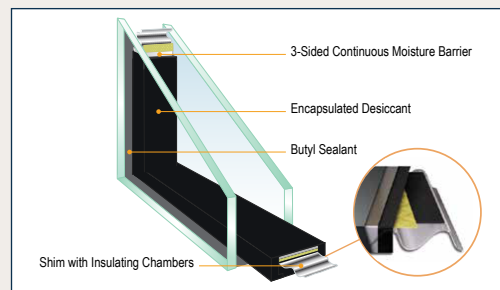
Cross



Top Only - 2V0H

CARDINAL
Glass Industries

Every 700 Series window uses Cardinal Low-E glass and the Duraseal warm edge spacer system. Together they reduce heat transfer and help keep the seal tight for the life of the window.



WINDOWCRAFTERS

2033 Tucker Industrial Road, Tucker, GA 30084

770.723.9900 | windowcrafters.net

